













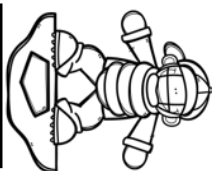

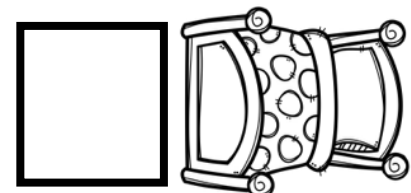



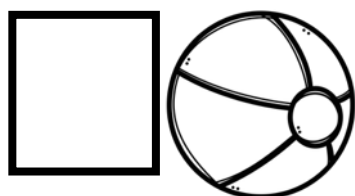

Kindergarten Week 1 Term 2

Please check the date and do each activity on the correct day.

Take photos of your writing and put on Seesaw.

Thank you


Spy and Count...



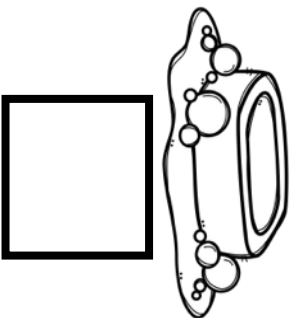

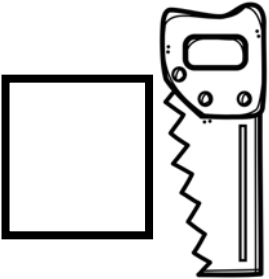

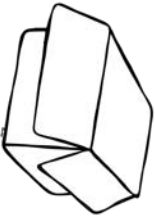
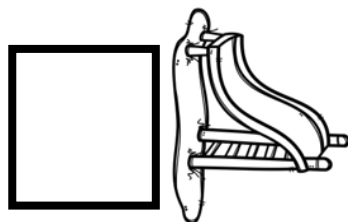

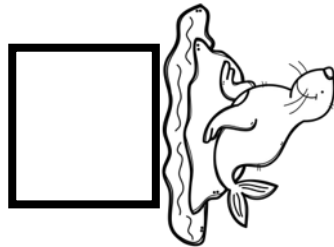
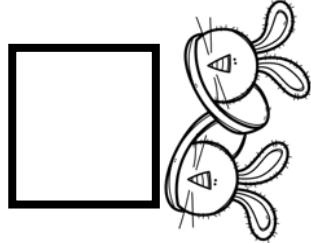
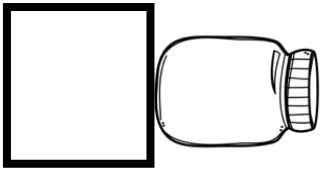

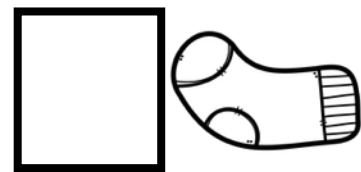


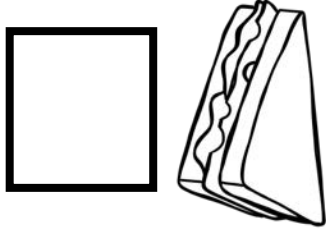

- 1
- 2
- 3
- 4
- 5
- 6
- 7
- 8
- 9
- 10

Wednesday 29th April

Sun






Spy and Count...



- | | | | | | | | | | |
|---|---|---|---|---|---|---|---|---|----|
| 1 | 2 | 3 | 4 | 5 | 6 | 7 | 8 | 9 | 10 |
|---|---|---|---|---|---|---|---|---|----|

Guided Writing Thursday 30th April

You need:
 Your butterfly chart. Your writing booklet open at the sun page. A pencil






We are learning to write:
 I can find the words I need on the butterfly chart.
 I can write the sounds I hear.
 I can find the letters I need on the butterfly chart.
 I can leave spaces between words.

Hi everyone
 We are learning to write sentences.
 Today we are all going to write the same sentence about the sun.
 You will need your butterfly chart, your writing booklet and a pencil.

You are learning to find words on the butterfly chart, to find letters for the sounds you hear and to leave spaces between words.
 Before we start make sure you have the page about the sun.


Name: _____ **Thinkboard**



Word
 s u n

Sentence ⚡
 *

Today your child will write my sentence because they are learning how to find letters and words.
 1. Say the sounds in s-u-n using your fingers.




Write the letters in the boxes

The sentence we are going to write is "I can see the sun".
 First let's clap how many words in that sentence. Clap I can see the sun. Did you do 5 claps? Well done.
 The first word you are going to write is sun. Together we will say the sounds in sun on your finger s - u - n. Your turn. Well done.
 Now find the letter for s and write it in the box. Now find the letter for u (umbrella) and write in the the box. Now find the letter for n (nest) and write it in the box.


Say the word sun. Well done.

Name: _____ **Thinkboard**



Word
 s u n


Sentence ⚡
 * I can see the sun.



1. Today we are going to write "I can see the sun."
2. Find I on the butterfly chart. Write I. Start near the *
3. Find can, write can.
4. Find see, write see.
5. Find the, write the.
6. Find sun, write sun.
7. Put a full stop at the end.

Let's say the sentence again. I can see the sun. Your turn.
 Now you can write. Write I next to the star. If you can't remember look in the blue box on your butterfly chart. Leave a space.
 Find 'can' in the blue box and now write can. Leave a space.
 Find see in the yellow box and now write see. Leave a space.
 Find the in the red box and write the. Leave a space.
 Write sun and now put a full stop. Remember what Mrs. Dowling says - just a dot not a dirty blob.
 Now read your sentence again to check that it makes sense.

Name: _____



Word
 s u n


Sentence ⚡
 * I can see the sun.

This is what a good one looks like. Can you check yours? Did you leave just right spaces? Could you find the words?

If you want to you can write another sentence. Great work!

Thinkboard

Name: _____



Word

--	--	--

Sentence ✎

*

Find and colour was. Say the word each time you find it.

was	the	up	was	like
was	on	was	went	was
was	the	here	had	was
he	we	was	come	was
like	was	here	off	we

Find and colour not. Say the word each time you find it.

not	the	is	not	like
that	not	in	not	like
not	not	here	had	not
he	we	not	come	not
not	was	it	off	we


Thursday 29th April

HOW MANY ELEPHANTS IN THIS PICTURE?

Colour and count these elephants
Make the elephants any
colour you like!



Friday 1st May

 The sun was up, but it was not hot.

*







*



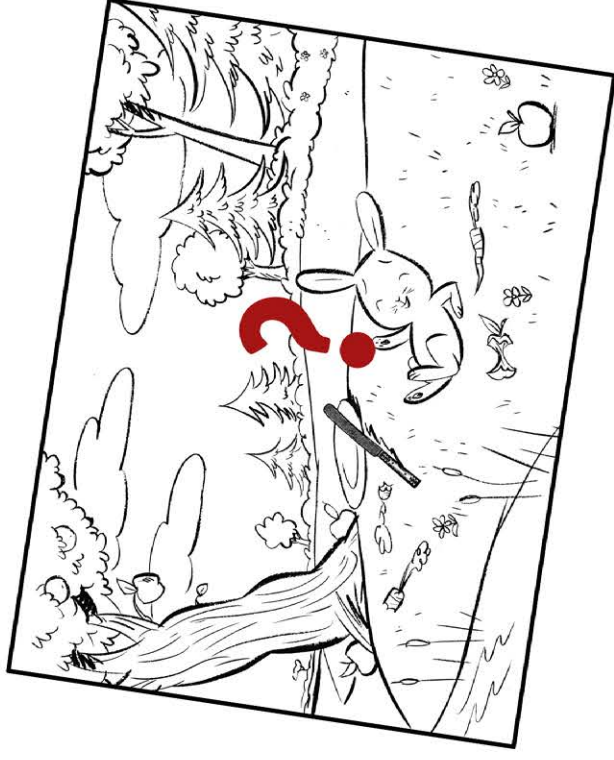
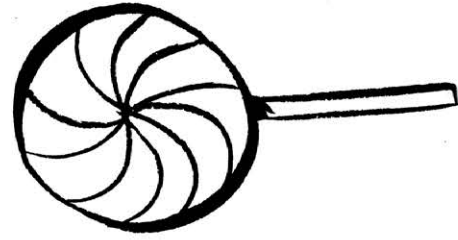
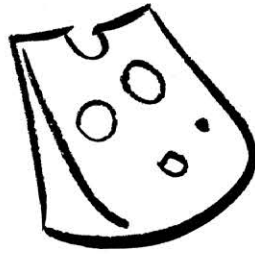
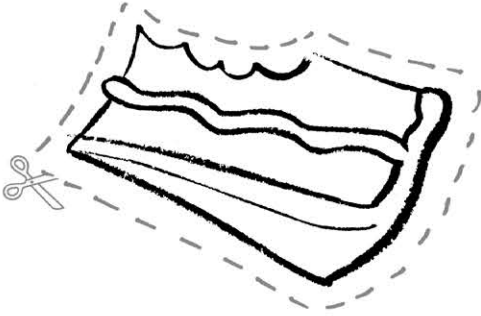


The was but was hot. sun up, not it

Friday 1st May. Colour the flowers. Cut them out and arrange from shortest to tallest.



SNACK TIME

One little rabbit down by the lake,
happily munching on...



What is that little rabbit munching on? It could be a piece of chocolate cake, a carrot, an apple, or anything you like. It's up to you! So get colouring, cutting and glueing. You can use the food here, or draw your own. Have fun!





Name: _____